■ MODEL DESIGNATION

TN16	—	AN	R	4	1	R	1	P
①		②	③	④	⑤	⑥	⑦	⑧

Designation	Signal	Description
1.Mounting Hole	TN16	16m/m Series
2. Type	AI	Illuminated Push Button (Alternate)(Incandescent lamp)
	AL	Illuminated Push Button (Alternate)(LED lamp)
	AN	Illuminated Push Button (Alternate)(Neon lamp)
	MI	Illuminated Push Button (Momentary)(Incandescent lamp)
	ML	Illuminated Push Button (Momentary)(LED lamp)
	MN	Illuminated Push Button (Momentary)(Neon lamp)
	PI	Pilot lamp (Incandescent lamp)
	PL	Pilot lamp (LED lamp)
	PN	Pilot lamp (Neon lamp)
3. Shape	R	Round
	S	Square
	L	Rectangular

Designation	Signal	Description
4. Operator Protection	4	IP40
	6	IP65
5.Voltage	1	110V AC
	2	220V AC
	3	380V AC
	5	6V
	7	24V
	8	28V
	9	12V
6. Lens Color	R	Red
	G	Green
	Y	Yellow
	O	Orange
	W	White
	BL	Blue
7.Contact Blocks	1	1a1b
	2	2a2b
	3	3a3b
8. Terminal	None	Solder/Plug-in
	P	Pc Board

AL/ML/PL use DC voltage; AN/MN/PN use AC voltage .

■ DIMENSIONS

TN16-AIR/ALR/ANR ■ TN16-MIR/MLR/MNR

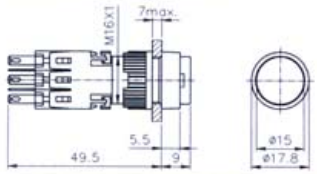

TN16-PIR/PLR/PNR

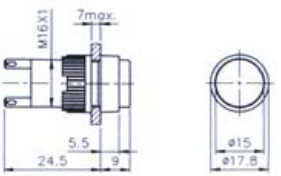

TN16-AIS/ALS/ANS ■ TN16-MIS/MLS/MNS

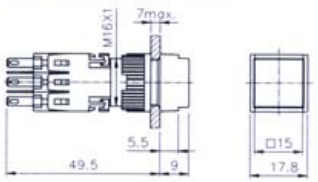

TN16-PIS/PLS/PNS

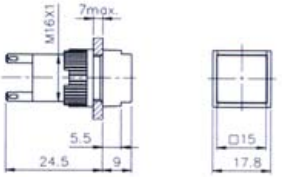

TN16-AIL/ALL/ANL ■ TN16-MIL/MLL/MNL

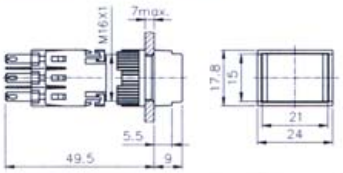

TN16-PIL/PLL/PNL

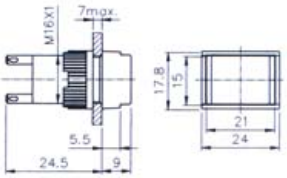

■ LAMP DESIGNATION ■ LAMP DIMENSIONS (T1 3/4 BASE)

LAMP Type	Signal	Rated Valtage	Signal	Operating Valtage	Rated Current	Color Code	Signal	Designation
Incandescent	I	6.3V AC/DC	6	6V AC/DC	110 mA	None	None	I - 6
		14V AC/DC	14	12V AC/DC	50 mA			
		28V AC/DC	28	24/28V AC/DC	25 mA			
LED	L	6V DC	6	6V DC	26 mA	Red Orange Green Blue Yellow White	R O G BL Y W	L - 6 R
		12V DC	12	12V DC	26 mA			
		24V DC	24	24V DC	26 mA			
Neon	N	110V AC	110	110V AC	1.5 mA	Red Green	R G	N - 110 R
		220V AC	220	220V AC	1.5 mA			
		380V AC	380	380V AC	1.5 mA			

• Designation need to be completed according to signals.