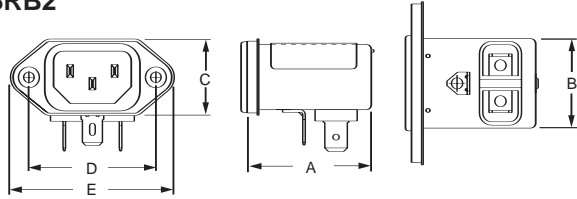


Cost Effective, Reduced Footprint, Shielded Line Filter (Continued)

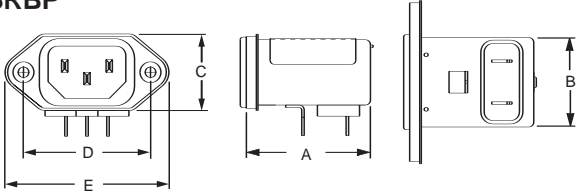
SRB Series

Case Styles (continued)

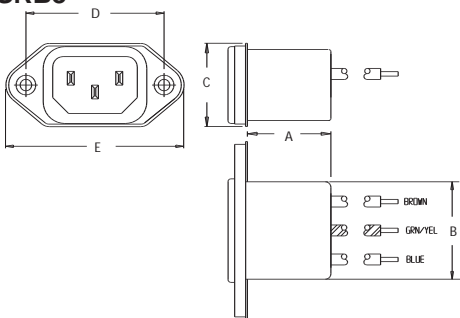
SRB2



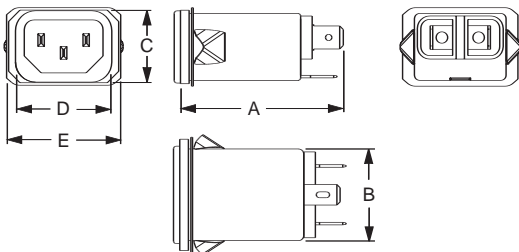
SRBP



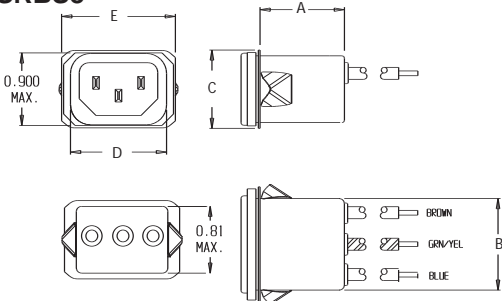
SRB8



SRBS1



SRBS8



Typical dimensions:

FASTON Terminals: .250 [6.35] (3) Holes: .07 [1.8] Dia. (2) Slot: .07 x .16 [1.8 x 4.1]
 Mounting holes: .132 [3.35] Dia. (2) w/.260 Dia. x 90° countersunk for a #4 flathead screw
 Style 8 wire leads: 4.0 [101.6] min. 1-15A, 18AWG; 20A, 14 AWG/UL1015

Case Dimensions

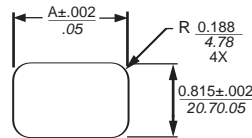
Part No.	A (max)	B (max)	C (max)	D $\pm .015$ $\pm .380$	E (max)
15SRB1	1.75 44.45	1.13 28.70	0.96 24.38	1.580 40.00	2.04 51.76
15SRB2	1.54 39.12	1.13 28.70	0.96 24.38	1.58 40.00	2.04 51.76
15SRBP	1.54 39.12	1.13 28.70	0.96 24.38	1.58 40.00	2.04 51.76
15SRB8	.94 23.82	1.13 28.70	0.96 24.38	1.58 40.00	2.04 51.76
15SRBS1	1.75 44.45	1.13 28.70	0.96 24.38	1.19 30.10	1.41 35.81
15SRBS8	1.12 28.45	1.13 28.70	0.96 24.38	1.19 30.10	1.41 35.81

Part Numbers

15SRB1	15SRB1-S	15SRB1-X
15SRBS1	15SRBS1-S	15SRBS1-X
15SRB2	15SRB2-S	15SRB2-X
15SRB8	15SRB8-S	15SRB8-X
15SRBS8	15SRBS8-S	15SRBS8-X
15SRBP	15SRBP-S	15SRBP-X
15SRB1-Q	15SRB1-T	15SRB1-Y
15SRBS1-Q	15SRBS1-T	15SRBS1-Y
15SRB2-Q	15SRB2-T	15SRB2-Y
15SRB8-Q	15SRB8-T	15SRB8-Y
15SRBS8-Q	15SRBS8-T	15SRBS8-Y
15SRBP-Q	15SRBP-T	15SRBP-Y
15SRB1-R	15SRB1-W	15SRB1-Z
15SRBS1-R	15SRBS1-W	15SRBS1-Z
15SRB2-R	15SRB2-W	15SRB2-Z
15SRB8-R	15SRB8-W	15SRB8-Z
15SRBS8-R	15SRBS8-W	15SRBS8-Z
15SRBP-R	15SRBP-W	15SRBP-Z

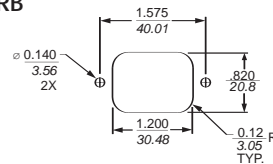
Recommended Panel Cutouts

SRBS

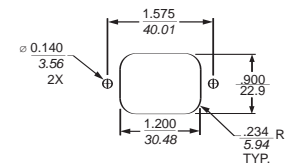


Panel Thickness A Dim. ±.002
 .031-.052 [.79-1.32] 1.260 [32.00]
 0.046-0.068 [1.17-1.73] 1.350 [34.29]

SRB



Panel Cutout (front mount)



Panel Cutout (back mount)

Notes:

Tolerance ± .005 [0.13]
 Panel Thickness .031-.047 [.78-1.19]
 SRB1 and SRB8 styles allow for front or back mounting
 SRB2 and SRBP allow for back mounting only