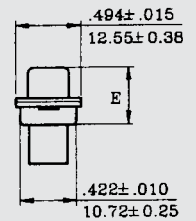
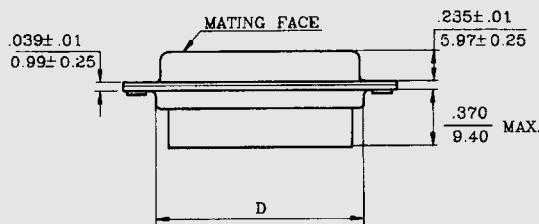
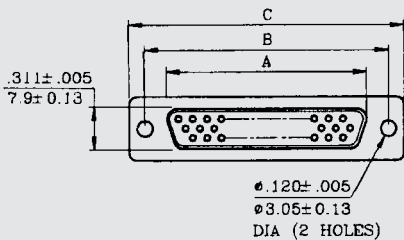


DCH SERIES

D-SUB CONNECTOR HIGH DENSITY CRIMP TYPE



DCH - E15SB - X - X00 ◀ EXAMPLE



DIMENSIONS

SHELL SIZE	NO. OF CONTACT POSITIONS	A 0.010 0.25	B 0.005 0.13	C 0.015 0.38	D 0.010 0.25	E 0.015 0.38
E	15	0.643 16.33	0.984 24.99	1.213 30.81	0.759 19.28	0.429 10.90
A	26	0.971 24.66	1.312 33.32	1.541 39.14	1.083 27.51	0.429 10.90
B	44	1.511 38.38	.852 47.04	2.088 53.04	1.625 41.28	0.429 10.90
C	62	2.159 54.84	2.500 63.50	2.729 69.32	2.272 57.71	0.429 10.90

CRIMP CONTACTS
MALE: DCHT-P-1
FEMALE: DCHT-SB-1
SUPPLIED ON REEL OF 5K PCS

To return to this page use return button in your browser

• MOUNTING OPTIONS:
SEE PAGE 28

HOW TO ORDER

SERIE	SHELL	PINS	M/F	MOUNTING OPTIONS	CONTACT PLATING	INSULATOR COLOR	SHELL FINISH
EXAMPLE → DCH	E	15	SB	X	X	0	0
DCH	E A B C	15 26 44 62	P SB	*X PAGE.28	0 = G/F 4 = 15μ" 1 = SEL G/F 5 = 20μ" 2 = 5μ" 6 = 30μ" 3 = 10μ" *X = CRIMP	*0 = BLACK 1 = WHITE 2 = BLUE 3 = GRAY	*0 = TIN 1 = NICKEL 2 = ZINC 3 = ALL PLASTIC

*STANDARD