
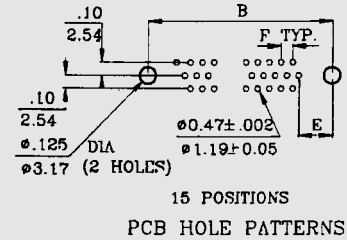
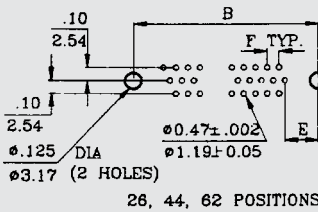
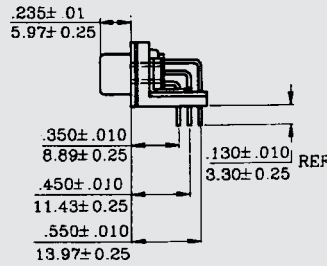
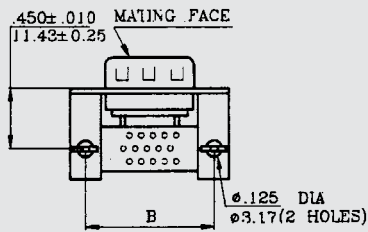
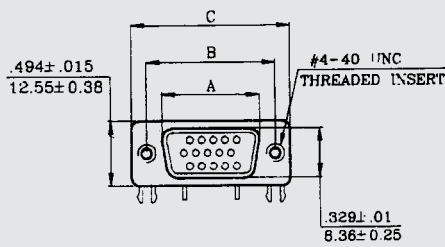


DMRH SERIES

D-SUB MACHINED PIN CONNECTOR HIGH DENSITY RIGHT ANGLE TYPE



DMRH - E15P - NJ - 000 ◀ EXAMPLE



DIMENSIONS

SHELL SIZE	NO. OF CONTACT POSITIONS	A 0.010 0.25	B 0.005 0.13	C 0.015 0.38	E 0.010 0.25	F 0.005 0.13
E	15	0.666 16.92	0.984 24.99	1.213 30.81	0.277 7.04	0.090 2.29
A	26	0.994 25.25	1.312 33.32	1.541 39.14	0.271 6.88	0.090 2.29
C	44	1.534 38.68	1.852 47.04	2.088 53.04	0.271 6.88	0.090 2.29

MOUNTING OPTIONS:

- N:** GROUNDING BRACKET, WITH #4-40 THREADED INSERTS
- NJ:** GROUNDING BRACKET, WITH #4-40 THREADED INSERTS, AND JACK SCREWS ASSEMBLED TO CONNECTOR

HOW TO ORDER

SERIE	SHELL	PINS	M/F	MOUNTING OPTIONS	CONTACT PLATING	INSULATOR COLOR	SHELL FINISH
DMRH	E	15	P	NJ	0	0	0
DMRH	E A B	15 26 44	P	*NJ N	*0 = G/F 4 = 15µ" 1 = SEL G/F 5 = 20µ" 2 = 5µ" 6 = 30µ" 3 = 10µ"	*0 = BLACK 1 = WHITE 2 = BLUE 3 = GRAY	*0 = TIN 1 = NICKEL 2 = ZINC 3 = ALL PLASTIC

*STANDARD